



DANGER

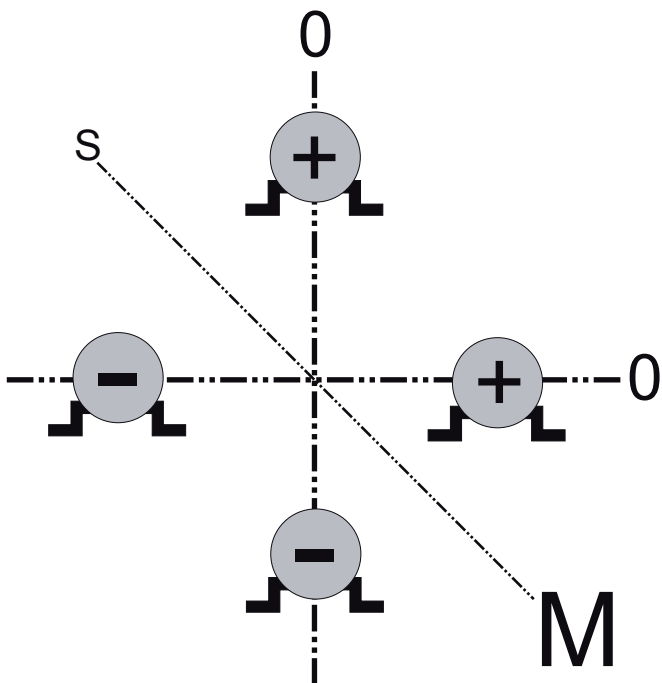
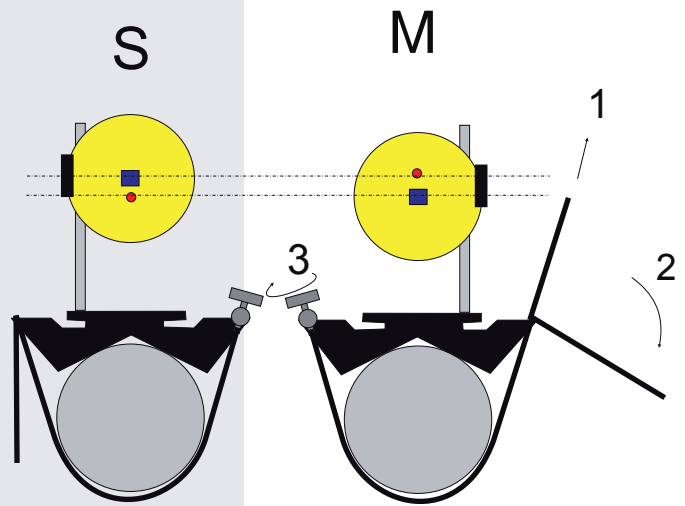
LASER RADIATION - AVOID DIRECT EYE EXPOSURE

LASER DIODE
Wavelength: 675 nm
Max. Output: < 1 mW
CLASS II LASER PRODUCT

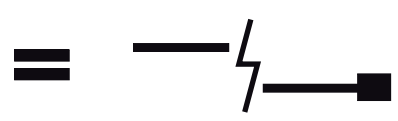
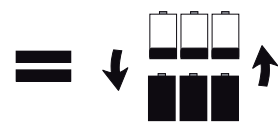
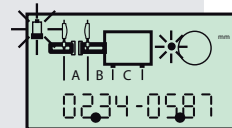
CAUTION

LASER RADIATION
DO NOT STARE INTO BEAM

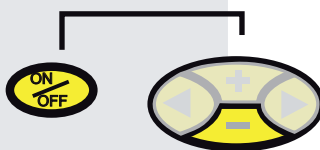
Wavelength: 675 nm
Max. Output: < 1mW
CLASS II LASER PRODUCT



Auto off = 60 min.



= mm



= Inch

ON / OFF

$A_{Max} = 1000 \text{ mm} / 40 \text{ inch}$

