

FIXTURLASER[®] *Shaft*²⁰⁰

**FIXTUR
LASER**

Fast, easy and accurate alignment of rotating machines, pumps, drives, etc.

**The Fixturlaser[®]
Shaft²⁰⁰ system in
short:**

Fully upgradeable to
include roll align-
ment and geometric
measurements

Live values provide
easy adjustments

Programs for
measurement of car-
dan shafts, machine
trains, straightness
and dynamic move-
ments included

Measurement
resolution down to
0,001 mm



Shaft Alignment System

Measurement, alignment and documentation

The Fixturlaser Shaft²⁰⁰ is an advanced alignment system providing functions for measuring and aligning machines.

The Fixturlaser Shaft²⁰⁰ is an easy-to-use tool for the entire shaft alignment process, including pre-alignment functions, as well as memory and data transfer of results for full traceability.

Touch screen technology

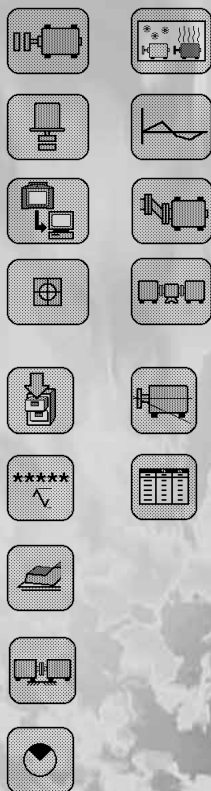
The user interface is entirely based upon icons and graphics. The touch sensitive screen provides the user with a clear and easily operated alignment tool displaying only the necessary information. The system is self intuitive and guides the user towards a perfect alignment result.

Upgradeability

The Fixturlaser Shaft²⁰⁰ can easily be upgraded adding more comprehensive functions, protecting your investment, and allowing you to upgrade it with future functions and developments, whenever your process requires it.

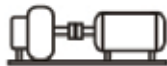
The Fixturlaser Shaft²⁰⁰ comes with the following functions:

- Shaft alignment of horizontal machines
- Shaft alignment of vertical machines
- Alignment of offset mounted machines/cardan shafts
- Alignment of machines with OL2R fixtures
- Machine train alignment
- Straightness measurement
- Data communication
- Receiver display
- Memory management
- Repeatability test
- Thermal growth compensation
- Softcheck™ – soft foot measurement
- Feetlock™ - bolt-bound and base-bound solution
- Tripoint - alignment with limited rotation
- Tolerance table



straight to the point

FIXTURLASER®
Shaft²⁰⁰



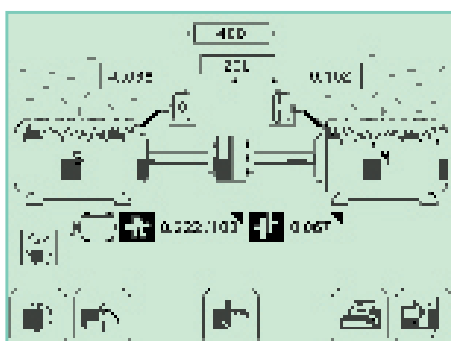
The Fixturlaser® Shaft²⁰⁰ *

- 1 Robust aluminum case
- 2 Combined transmitter/detector units
- 1 Display unit with software
- 2 Chain fixtures
- 2 Magnet bases
- 2 TD fixtures
- 2 Cables
- 1 System Printer
- 1 Manual



Accessories *

- AC adapter
- Fixturlaser Documenter PC Software - Measurement result database
- Non-rotating shafts accessories
- Fixturlaser OL2R fixtures
- Leatherette: Protection cover for the display unit
- Fixture for narrow space (10 mm)
- Upgrade packages



Machines move and grow from offline to running conditions. The Fixturlaser Shaft series, combined with the Fixturlaser OL2R fixtures, have the capability to measure and calculate with these specific deviation values.

Technical specification*

Measuring distance	Up to 20 meters
Displayed measurement result resolution	0,01 mm
Operating temperature range	0-40°C
Detector size	20 x 20 mm
Power supply	Standard batteries, 4 x 1,5 volt
Operating time	Depending on operation cycle 10 - 20 hrs
Weight complete system	11 kg

* Specifications are subject to changes without notice.

Our representatives are all engineers and technicians with special knowledge and training in the latest measurement and alignment techniques. An extensive service programme is provided to support

all our customers. It includes telephone assistance, hardware repairs and software updates, as well as training and consultations regarding measurement applications.



FIXTURLASER AB
Box 7
SE-431 21 Mölndal
Sweden
Tel: + 46 31 706 28 00
Fax: + 46 31 706 28 50
Email: info@fixturlaser.se
Web: www.fixturlaser.com